

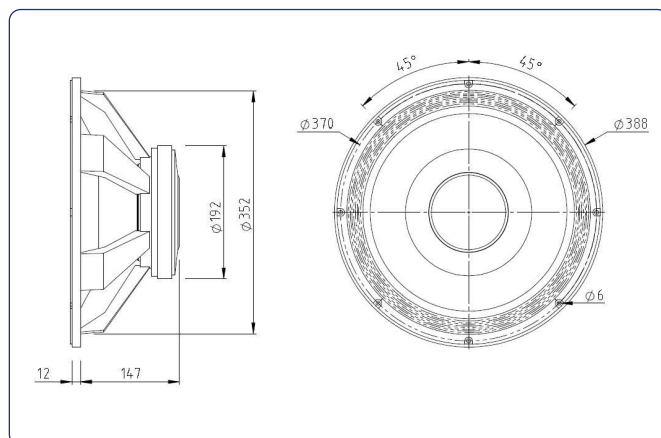
#### KEY FEATURES

- Very high efficiency (4,3%)
- High sensitivity: 100 dB (1W / 1m)
- FEA optimized magnetic circuit.
- Extremely linear frequency response.
- Low harmonic distortion.
- Large magnetic assembly to provide efficient heat dissipation.
- Designed for high quality mid-frequency reproduction.

#### TECHNICAL SPECIFICATIONS

Nominal diameter	380 mm	15 in
Rated impedance		8 $\Omega$
Minimum impedance		6,6 $\Omega$
Power capacity*		450 W <sub>AES</sub>
Program power		900 W
Sensitivity	100 dB	1W @ 1m @ Z <sub>N</sub>
Frequency range		40 - 5.000 Hz
Voice coil diameter	77 mm	3 in
BI factor		19,2 N/A
Moving mass		0,077 kg
Voice coil length		13,7 mm
Air gap height		10 mm
X <sub>damage</sub> (peak to peak)		24 mm

#### DIMENSION DRAWINGS



#### THIELE-SMALL PARAMETERS\*\*

Resonant frequency, $f_s$	37 Hz
D.C. Voice coil resistance, $R_e$	6,2 $\Omega$
Mechanical Quality Factor, $Q_{ms}$	6,3
Electrical Quality Factor, $Q_{es}$	0,30
Total Quality Factor, $Q_{ts}$	0,29
Equivalent Air Volume to $C_{ms}$ , $V_{as}$	264 l
Mechanical Compliance, $C_{ms}$	240 $\mu m / N$
Mechanical Resistance, $R_{ms}$	2,8 kg / s
Efficiency, $\eta_0$	4,3 %
Effective Surface Area, $S_d$	0,088 m <sup>2</sup>
Maximum Displacement, $X_{max}$ ***	4,5 mm
Displacement Volume, $V_d$	396 cm <sup>3</sup>
Voice Coil Inductance, $L_e$ @ 1 kHz	1 mH

#### MOUNTING INFORMATION

Overall diameter	388 mm	15,28 in
Bolt circle diameter	370 mm	14,57 in
Baffle cutout diameter:		
- Front mount	352 mm	13,86 in
Depth	163 mm	6,42 in
Volume displaced by driver	7 l	0,25 ft <sup>3</sup>
Net weight	7,8 kg	17,2 lb
Shipping weight	8,6 kg	18,9 lb

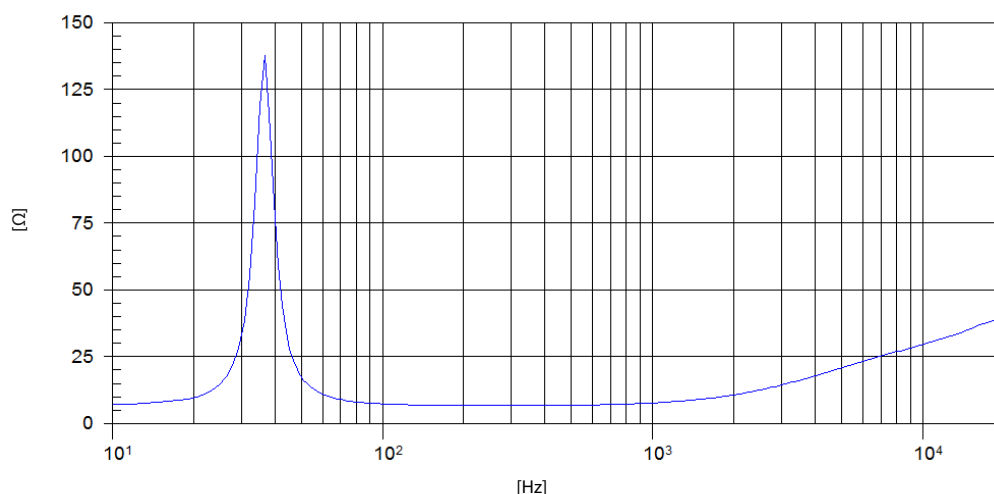
#### Notes:

\* The power capacity is determined according to AES2-1984 (r2003) standard. Program power is defined as the transducer's ability to handle normal music program material.

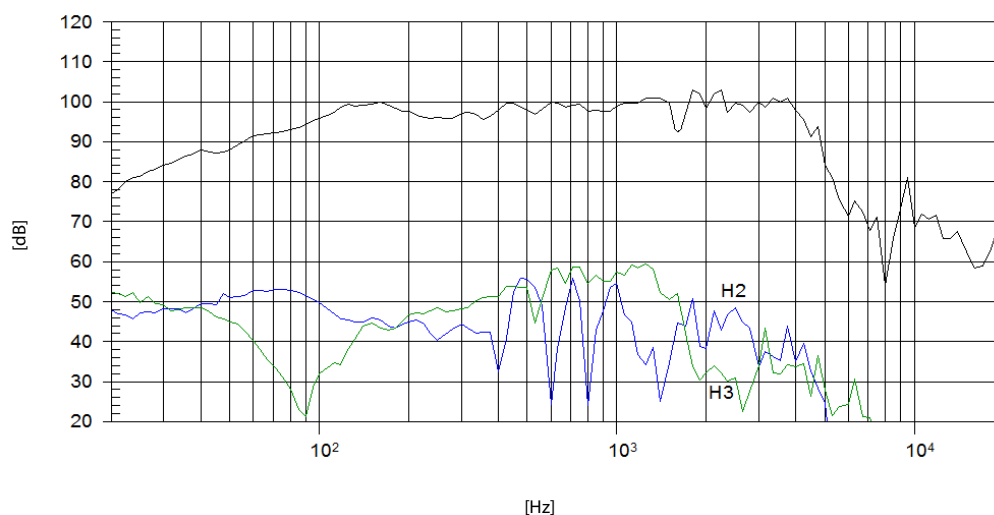
\*\* T-S parameters are measured after an exercise period using a preconditioning power test. The measurements are carried out with a velocity-current laser transducer and will reflect the long term parameters (once the loudspeaker has been working for a short period of time).

\*\*\* The  $X_{max}$  is calculated as  $(L_{vc} - H_{ag})/2 + (H_{ag}/3,5)$ , where  $L_{vc}$  is the voice coil length and  $H_{ag}$  is the air gap height.

### FREE AIR IMPEDANCE CURVE



### FREQUENCY RESPONSE AND DISTORTION



**Note:** On axis frequency response measured with loudspeaker standing on infinite baffle in anechoic chamber, 1W @ 1m