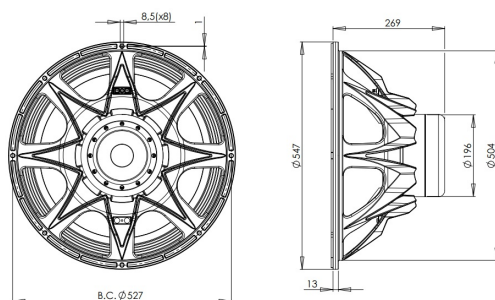


21IPAL

1Ω

LF Drivers - 21.0 Inches

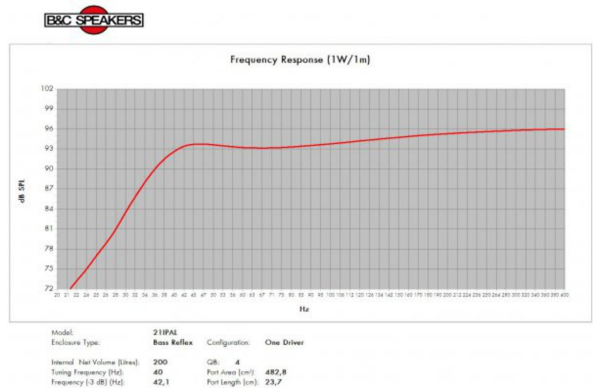
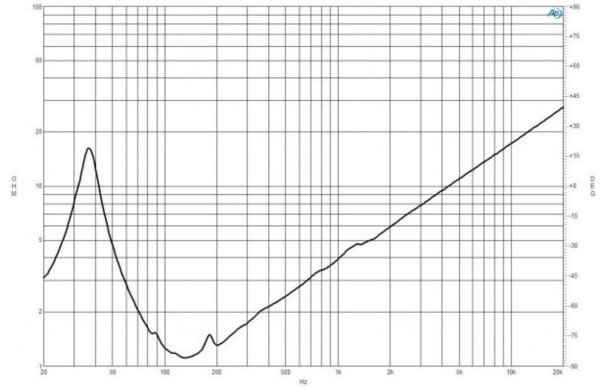
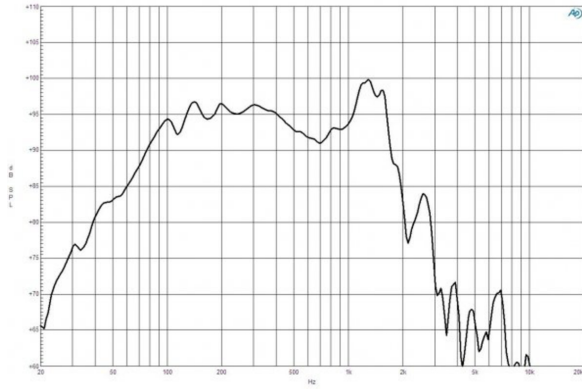


- 5000 W continuous program power capacity
- 153 mm (6 in) split winding aluminium voice coil
- 37 - 1000 Hz response
- 99 dB sensitivity
- Neodymium magnet allows a very high force factor and linear excursion
- Double silicone spider with optimized compliance
- 80 mm peak-to-peak excursion before damage
- Ventilated voice coil gap for reduced power compression



When used with the Powersoft IPAL power amp modules, the 21PAL can provide extreme output in a very small, dependable package.

For more information, visit the [Powersoft Website](http://www.powersoft.com).



SPECIFICATIONS

Nominal Diameter	530 mm (21.0 in)
Nominal Impedance	1 Ω
Minimum Impedance	1.1 Ω
Nominal Power Handling ¹	2500 W
Continuous power handling ²	5000 W
Sensitivity (1W/1m) ³	99.0 dB
Frequency Range	37 - 1000 Hz
Voice Coil Diameter	153 mm (6.0 in)
Winding Material	Aluminium
Former Material	Glass Fibre
Winding Depth	48.0 mm (1.9 in)
Magnetic Gap Depth	18.0 mm (0.7 in)
Flux Density	1.35 T

DESIGN

Surround Shape	Triple Roll
Cone Shape	Radial
Magnet Material	Neodymium Inside Slug
Spider	Double Silicone
Pole Design	T-Pole
Woofer Cone Treatment	TWP Waterproof Both Sides
Recommended Enclosure	200.0 dm ³ (7.06 ft ³)
Recommended Tuning	40 Hz

PARAMETERS⁴

Resonance Frequency	37 Hz
Re	0.7 Ω
Qes	0.22
Qms	4.9
Qts	0.21
Vas	155.0 dm ³ (5.47 ft ³)
Sd	1680.0 cm ² (260.4 in ²)
η_0	3.2 %
Xmax	\pm 22.0 mm
Xvar	\pm 15.0 mm
Mms	487.0 g
Bl	19.1 Txm
Le	0.5 mH
EBP	168 Hz

MOUNTING AND SHIPPING INFO

Overall Diameter	547 mm (21.5 in)
Bolt Circle Diameter	527 mm (20.7 in)
Baffle Cutout Diameter	508.0 mm (20.0 in)
Depth	269 mm (10.59 in)
Flange and Gasket Thickness	13 mm (0.51 in)
Air Volume Occupied by Driver	16.0 dm ³ (0.56 ft ³)
Net Weight	22.0 kg (48.5 lb)
Shipping Units	1
Shipping Weight	24.3 kg (53.57 lb)
Shipping Box	570x570x320 mm (22.44x22.44x12.60 in)

SERVICE KIT

Recone kit	RCK21IPAL
------------	-----------

1. 2 hours test made with continuous pink noise signal within the range Fs-10Fs. Power calculated on rated minimum impedance. Loudspeaker in free air.
2. Power on Continuous Program is defined as 3 dB greater than the Nominal rating.
3. Applied RMS Voltage is set to 1 V for 1 ohm Nominal Impedance.
4. Thiele-Small parameters are measured after a high level 20 Hz sine wave preconditioning test.