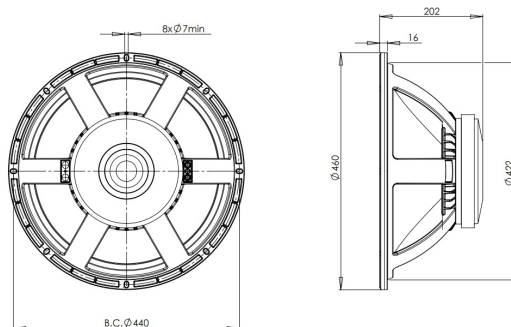


# 18PZB100

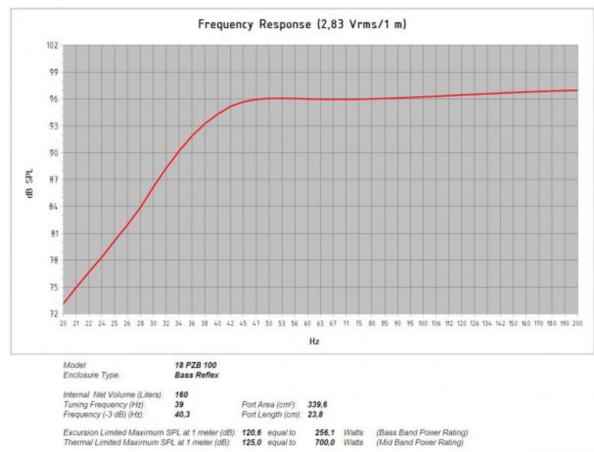
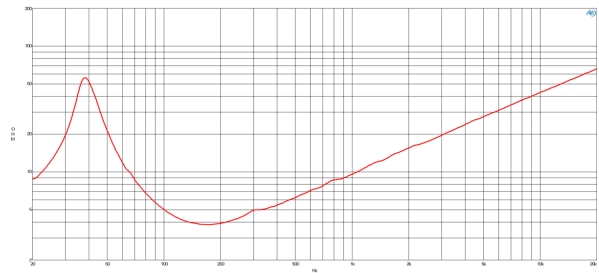
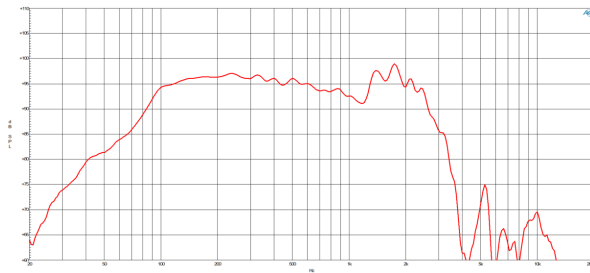
**4Ω****LF Drivers** - 18.0 Inches

- 1400 W continuous program power capacity
- 100 mm (4 in) copper voice coil
- 40 - 2000 Hz response
- 96.5 dB sensitivity
- Double silicone spider with optimized compliance



# 18PZB100

LF Drivers- 18.0 Inches



## SPECIFICATIONS

Nominal Diameter	460 mm (18.0 in)
Nominal Impedance	4 Ω
Minimum Impedance	4.2 Ω
Nominal Power Handling <sup>1</sup>	700 W
Continuous power handling <sup>2</sup>	1400 W
Sensitivity (1W/1m) <sup>3</sup>	96.5 dB
Frequency Range	40 - 2000 Hz
Voice Coil Diameter	100 mm (4.0 in)
Winding Material	Copper
Former Material	Glass Fibre
Winding Depth	21.0 mm (0.83 in)
Magnetic Gap Depth	11.0 mm (0.43 in)
Flux Density	1.15 T

## DESIGN

Surround Shape	Double Roll
Cone Shape	Exponential
Magnet Material	Ferrite
Spider	Double Silicone
Pole Design	Straight Pole
Woofer Cone Treatment	TWP Waterproof Both Sides
Recommended Enclosure	160.0 dm <sup>3</sup> (5.65 ft <sup>3</sup> )
Recommended Tuning	39 Hz

## PARAMETERS<sup>4</sup>

Resonance Frequency	38 Hz
Re	4.0 Ω
Qes	0.29
Qms	6.1
Qts	0.28
Vas	164.0 dm <sup>3</sup> (5.79 ft <sup>3</sup> )
Sd	1134.0 cm <sup>2</sup> (175.77 in <sup>2</sup> )
η <sub>o</sub>	2.95 %
Xmax	± 8.0 mm
Xvar	± 8.0 mm
Mms	190.0 g
Bl	25.0 Txm
Le	1.25 mH
EBP	131 Hz

**MOUNTING AND SHIPPING INFO**

Overall Diameter	460 mm (18.11 in)
Bolt Circle Diameter	440 mm (17.32 in)
Baffle Cutout Diameter	422.0 mm (16.61 in)
Depth	202 mm (7.95 in)
Flange and Gasket Thickness	16 mm (0.63 in)
Air Volume Occupied by Driver	9.5 dm <sup>3</sup> (0.34 ft <sup>3</sup> )
Net Weight	12.1 kg (26.6 lb)
Shipping Units	1
Shipping Weight	13.7 kg (30.2 lb)
Shipping Box	500x495x275 mm (19.69x19.49x10.83 in)

**SERVICE KIT**

Recone kit	RCK18PZB1004
------------	--------------

1. 2 hours test made with continuous pink noise signal within the range Fs-10Fs. Power calculated on rated minimum impedance. Loudspeaker in free air.
2. Power on Continuous Program is defined as 3 dB greater than the Nominal rating.
3. Applied RMS Voltage is set to 2 V for 4 ohms Nominal Impedance.
4. Thiele-Small parameters are measured after a high level 20 Hz sine wave preconditioning test.