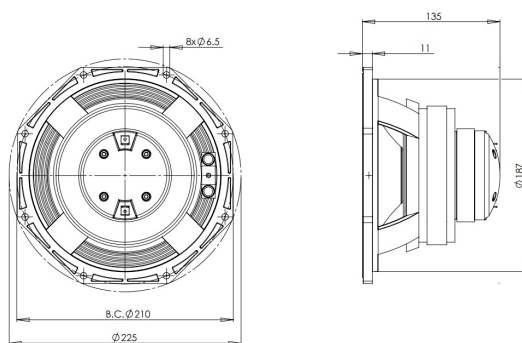


# 8CX21

8Ω

Coaxials - 8.0 Inches

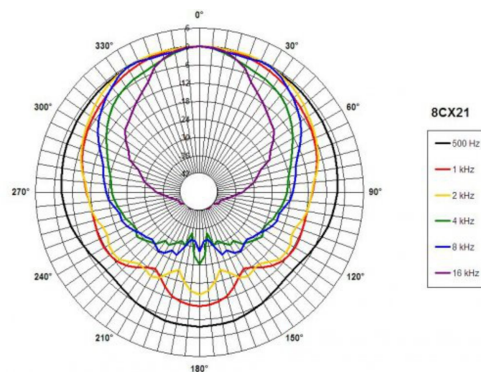
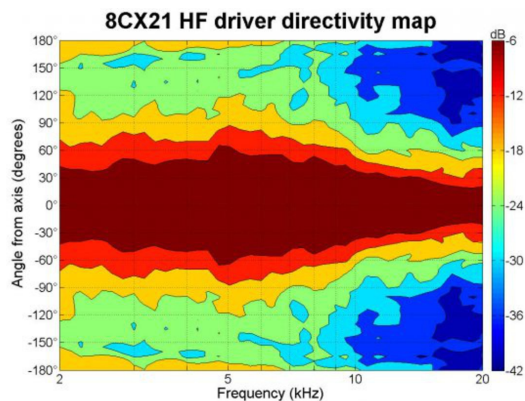
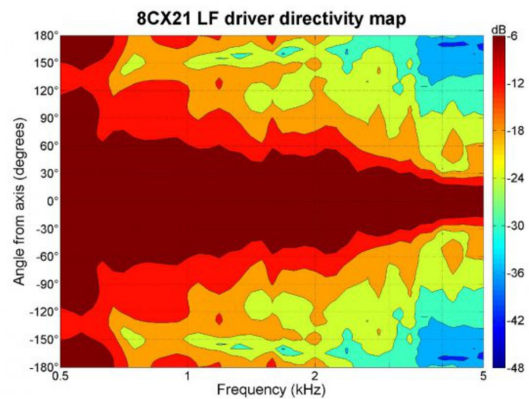
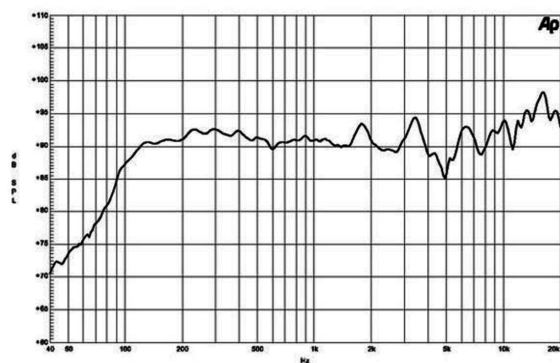
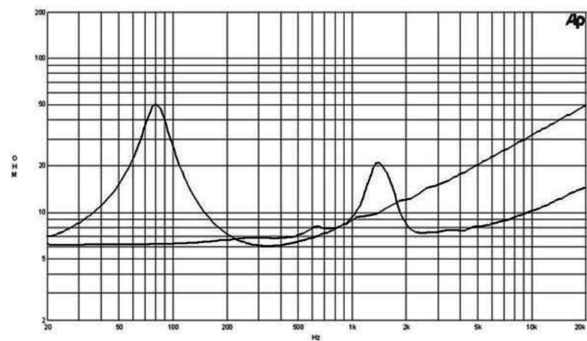
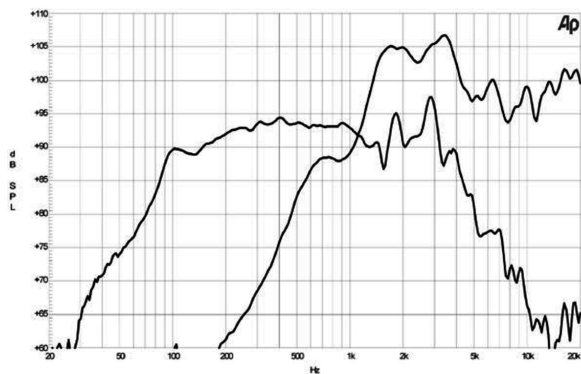


- 400 W continuous program power capacity
- 100° nominal coverage
- 75 - 20000 Hz response
- 94 dB sensitivity
- 34.5 mm (1.35") HF unit exit diameter
- FB08CX21 dedicated crossover network



# 8CX21

Coaxials- 8.0 Inches



## SPECIFICATIONS

Nominal Diameter	210 mm (8.0 in)
Nominal Impedance	8 $\Omega$
Minimum Impedance LF	6.1 $\Omega$
Minimum Impedance HF	7.2 $\Omega$
Frequency Range	75 - 20000 Hz
Dispersion Angle <sup>1</sup>	100 °
Woofers Cone Treatment	WP Waterproof Front Side
Magnet Material	Ferrite -

## SPECIFICATIONS LF UNIT

LF Sensitivity <sup>2</sup>	94.0 dB
LF Nominal Power Handling <sup>3</sup>	200 W
LF Continuous Power Handling <sup>4</sup>	400 W
LF Voice Coil Diameter	52 mm (2.0 in)
LF Winding Material	Copper
LF Flux Density	1.1 T
Former Material	Kapton
Winding Depth	16.0 mm (0.63 in)
Magnetic Gap Depth	8.0 mm (0.31 in)

## SPECIFICATIONS HF UNIT

HF Sensitivity <sup>5</sup>	101.0 dB
HF Nominal Power Handling <sup>6</sup>	25 W
HF Continuous Power Handling <sup>7</sup>	50 W
HF Voice Coil Diameter	36 mm (1.4 in)
HF Winding Material	Aluminium
HF Flux Density	1.45 T
Diaphragm Material	Polyester
Recommended Crossover <sup>8</sup>	2.2 kHz
Inductance	0.14 mH

PARAMETERS		MOUNTING AND SHIPPING INFO		CROSSOVER
Resonance Frequency	74 Hz	Overall Diameter	225 mm (8.8 in)	FB08CX21 8Ω
Re	5.2 Ω	Bolt Circle Diameter	210 mm (8.3 in)	
Qes	0.39	Baffle Cutout Diameter	187 mm (7.4 in)	
Qms	4.1	Depth	135 mm (5.3 in)	
Qts	0.36	Flange and Gasket Thickness	11 mm (0.4 in)	
Vas	15.0 dm <sup>3</sup> (0.55 ft <sup>3</sup> )	Net Weight	4.0 kg (8.8 lb)	
Sd	220.0 cm <sup>2</sup> (34.1 in <sup>2</sup> )	Shipping Units	1	
ηo	1.5 %	Shipping Weight	4.6 kg (10.14 lb)	
Xmax	± 5.0 mm	Shipping Box 295x314x175 mm (11.61x12.36x6.89 in)		
Xvar	± 5.5 mm			
Mms	21.0 g			
Bl	11.5 Txm			
Le	1.2 mH			
EBP	189 Hz			
SERVICE KIT				
LF recone kit	RCK008CX218			
MF replacement diaphragm	MMD0128			

1. Included by -6 dB down points.
2. Applied RMS Voltage is set to 2.83V.
3. 2 hours test made with continuous pink noise signal within the range Fs-10Fs. Power calculated on rated minimum impedance. Loudspeaker in free air.
4. Power on Continuous Program is defined as 3 dB greater than the Nominal rating.
5. Applied RMS Voltage is set to 2.83V.
6. 2 hour test made with continuous pink noise signal within the range from the recommended crossover frequency to 20 kHz. Power calculated on rated minimum impedance. Loudspeaker in free air.
7. Power on Continuous Program is defined as 3 dB greater than the Nominal rating.
8. 12 dB/oct. or higher slope high-pass filter.