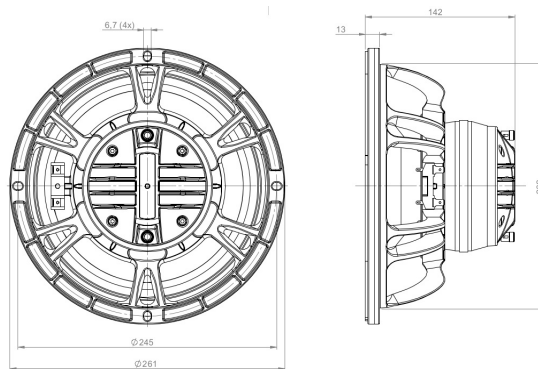


10CXN64

8Ω

Coaxials - 10.0 Inches



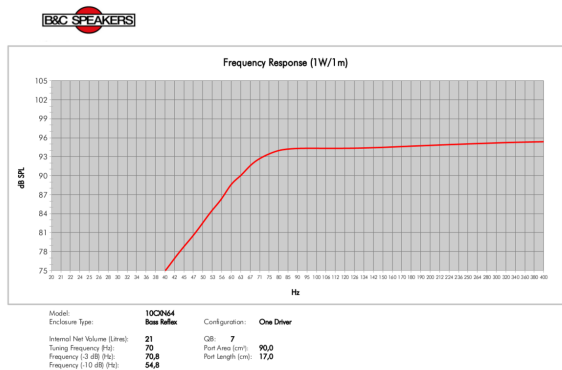
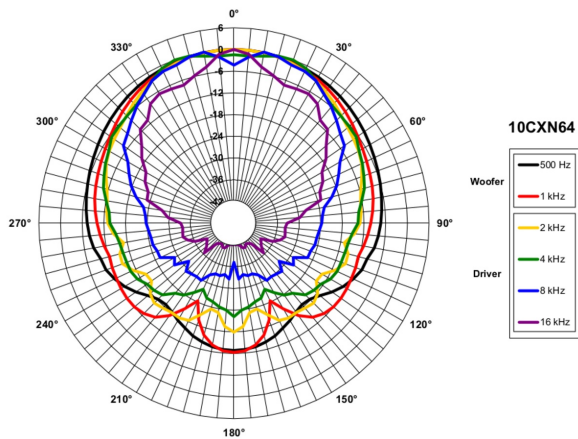
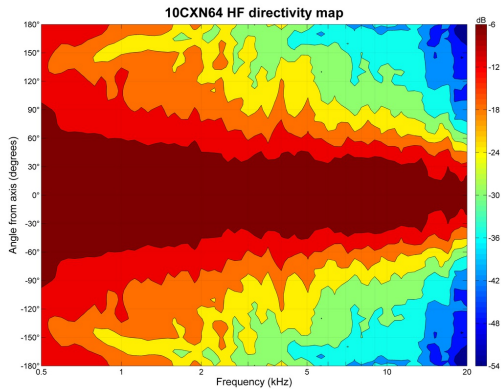
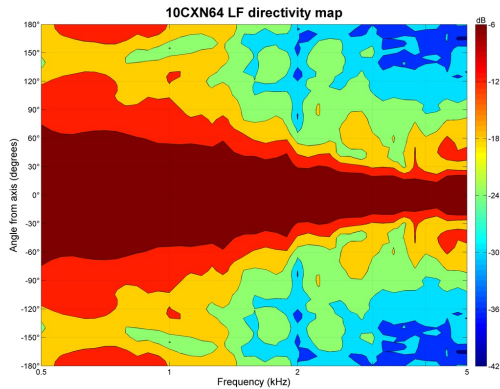
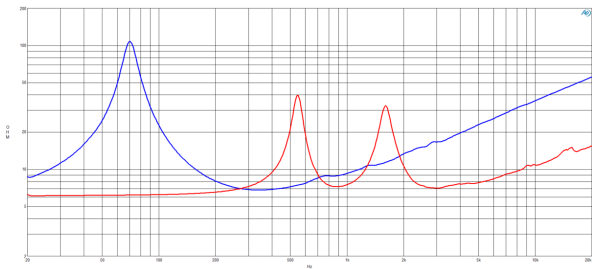
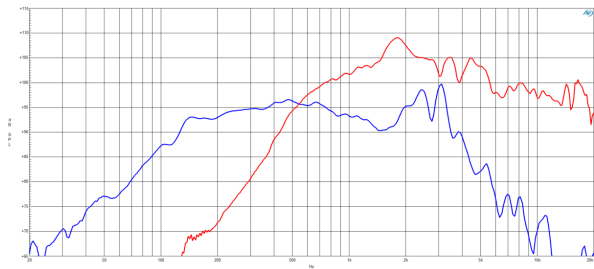
- 500 W continuous program power capacity
- 70° nominal coverage
- 70 - 18000 Hz response
- 97 dB sensitivity
- Single Neodymium magnet assembly
- Aluminium demodulating ring allows a very low distortion figure



Continuing our never-ending quest for higher output, we now offer our popular single neodymium magnet coaxials with larger voice coils for increased power handling. A significant increase in magnet mass also improves sensitivity and cone control, while integrating our latest compression driver technologies improves sound quality and durability in the HF as well. For high output applications where fidelity at maximum SPL is the primary concern, consider the 10CXN64 with 2.5" LF & HF voice coils. Power handling has increased to 500W, while also improving nearly every other parameter (including Xvar) relative to our established 10" coax models.

10CXN64

Coaxials- 10.0 Inches



SPECIFICATIONS

Nominal Diameter	250 mm (10.0 in)
Nominal Impedance	8 Ω
Minimum Impedance LF	6.7 Ω
Minimum Impedance HF	7.0 Ω
Frequency Range	70 - 18000 Hz
Dispersion Angle ¹	70 °
Woofer Cone Treatment	WP Waterproof Front Side
Magnet Material	Neodymium Ring

SPECIFICATIONS LF UNIT

LF Sensitivity ²	97.0 dB
LF Nominal Power Handling ³	250 W
LF Continuous Power Handling ⁴	500 W
LF Voice Coil Diameter	64 mm (2.5 in)
LF Winding Material	Copper
LF Flux Density	1.1 T
Former Material	Kapton
Winding Depth	15.0 mm (0.59 in)
Magnetic Gap Depth	9.0 mm (0.35 in)

SPECIFICATIONS HF UNIT

HF Sensitivity ⁵	103.0 dB
HF Nominal Power Handling ⁶	80 W
HF Continuous Power Handling ⁷	160 W
HF Voice Coil Diameter	65 mm (2.5 in)
HF Winding Material	CCAW
HF Flux Density	1.75 T
Diaphragm Material	Titanium
Recommended Crossover ⁸	1.2 kHz
Inductance	0.15 mH

PARAMETERS		MOUNTING AND SHIPPING INFO		CROSSOVER
Resonance Frequency	68 Hz	Overall Diameter	261 mm (10.28 in)	FB10CX64 8Ω
Re	5.6 Ω	Bolt Circle Diameter	245 mm (9.65 in)	
Qes	0.33	Baffle Cutout Diameter	233 mm (9.17 in)	
Qms	5.6	Depth	142 mm (5.59 in)	
Qts	0.31	Flange and Gasket Thickness	13 mm (0.51 in)	
Vas	23.0 dm ³ (0.81 ft ³)	Net Weight	3.2 kg (7.05 lb)	
Sd	320.0 cm ² (49.6 in ²)	Shipping Units	1	
ηo	2.2 %	Shipping Weight	4.1 kg (9.04 lb)	
Xmax	± 5.5 mm	Shipping Box	360x360x200 mm (14.17x14.17x7.87 in)	
Xvar	± 5.0 mm			
Mms	33.5 g			
Bl	15.8 Txm			
Le	1.1 mH			
EBP	206 Hz			
SERVICE KIT				
LF recone kit	RCK10CXN648			
MF replacement diaphragm	MMD620TN8M			

1. Included by -6 dB down points.
2. Applied RMS Voltage is set to 2.83V.
3. 2 hours test made with continuous pink noise signal within the range Fs-10Fs. Power calculated on rated minimum impedance. Loudspeaker in free air.
4. Power on Continuous Program is defined as 3 dB greater than the Nominal rating.
5. Applied RMS Voltage is set to 2.83V.
6. 2 hour test made with continuous pink noise signal within the range from the recommended crossover frequency to 20 kHz. Power calculated on rated minimum impedance. Loudspeaker in free air.
7. Power on Continuous Program is defined as 3 dB greater than the Nominal rating.
8. 12 dB/oct. or higher slope high-pass filter.