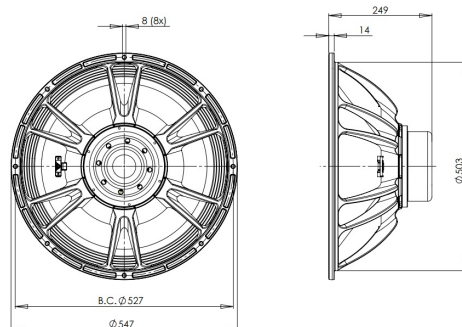


21SW115

4Ω

LF Drivers - 21.0 Inches

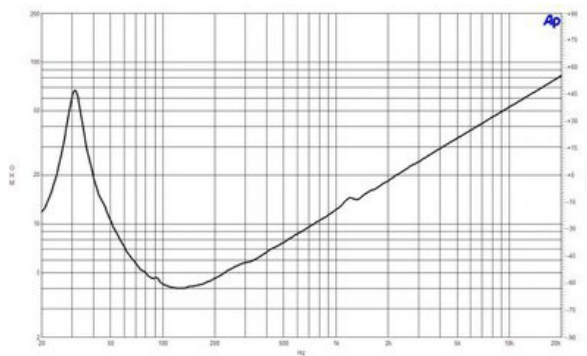
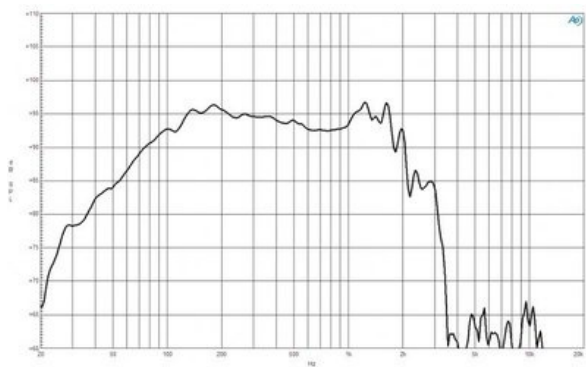


- 3400 W continuous program power capacity
- 116 mm (4.5 in) split winding copper voice coil
- 33 - 1000 Hz response
- 97 dB sensitivity
- 60 mm peak-to-peak excursion before damage
- Neodymium magnet allows a very high force factor and linear excursion
- Double silicone spider with optimized compliance
- Ventilated voice coil gap for reduced power compression
- Aluminium demodulating ring for very low distortion



21SW115

LF Drivers- 21.0 Inches



SPECIFICATIONS

Nominal Diameter	530 mm (21.0 in)
Nominal Impedance	4 Ω
Minimum Impedance	4.2 Ω
Nominal Power Handling ¹	1700 W
Continuous Power Handling ²	3400 W
Sensitivity ³	97.0 dB
Frequency Range	33 - 1000 Hz
Voice Coil Diameter	116 mm (4.5 in)
Winding Material	Copper
Former Material	Glass Fibre
Winding Depth	34.0 mm (1.34 in)
Magnetic Gap Depth	14.0 mm (0.55 in)
Flux Density	1.15 T

DESIGN

Surround Shape	Triple Roll
Cone Shape	Radial
Magnet Material	Neodymium Inside Slug
Spider	Double Silicone
Pole Design	T-Pole
Woofer Cone Treatment	TWP Waterproof Both Sides
Recommended Enclosure	250.0 dm ³ (8.83 ft ³)
Recommended Tuning	32 Hz

PARAMETERS⁴

Resonance Frequency	33 Hz
Re	3.6 Ω
Qes	0.37
Qms	7.7
Qts	0.36
Vas	278.0 dm ³ (9.7 ft ³)
Sd	1680.0 cm ² (260.4 in ²)
η_o	2.6 %
Xmax	14.0 mm
Xvar	15.0 mm
Mms	335.0 g
Bl	24.8 Txm
Le	1.7 mH
EBP	89 Hz

MOUNTING AND SHIPPING INFO

Overall Diameter	547 mm (21.5 in)
Bolt Circle Diameter	527 mm (20.7 in)
Baffle Cutout Diameter	503.0 mm (19.8 in)
Depth	249 mm (9.8 in)
Flange and Gasket Thickness	14 mm (0.53 in)
Air Volume Occupied by Driver	15.0 dm ³ (0.53 ft ³)
Net Weight	14.0 kg (30.8 lb)
Shipping Units	1
Shipping Weight	16.3 kg (35.94 lb)
Shipping Box	570x570x320 mm (22.44x22.44x12.60 in)

SERVICE KIT

RCK21SW1154

1. 2 hours test made with continuous pink noise signal within the range Fs-10Fs. Power calculated on rated nominal impedance. Loudspeaker in free air.
2. Power on Continuous Program is defined as 3 dB greater than the Nominal rating.
3. Applied RMS Voltage is set to 2V for 4 ohms Nominal Impedance.
4. Thiele-Small parameters are measured after a high level 20 Hz sine wave preconditioning test.