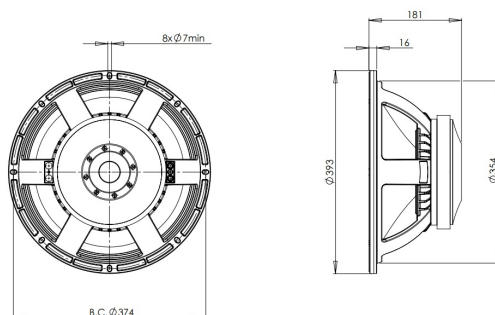


15TBX100

4Ω

LF Drivers - 15.0 Inches

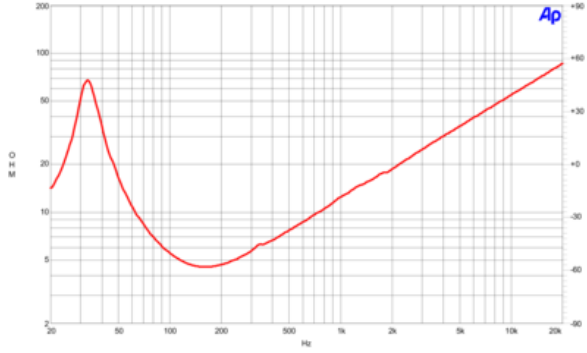
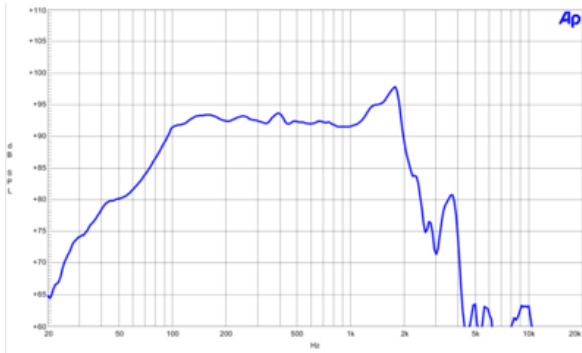


- 2000 W continuous program power capacity
- 100 mm (4 in) copper voice coil
- 35 - 1500 Hz response
- 93 dB sensitivity
- Aluminium demodulating ring allows a very low distortion figure
- Double silicone spider with optimized compliance
- Ventilated voice coil gap for reduced power compression



15TBX100

LF Drivers- 15.0 Inches



SPECIFICATIONS

Nominal Diameter	380 mm (15.0 in)
Nominal Impedance	4 Ω
Minimum Impedance	4.5 Ω
Nominal Power Handling ¹	1000 W
Continuous Power Handling ²	2000 W
Sensitivity ³	93.0 dB
Frequency Range	35 - 1500 Hz
Voice Coil Diameter	100 mm (4.0 in)
Winding Material	Copper
Former Material	Glass Fibre
Winding Depth	25.0 mm (1.0 in)
Magnetic Gap Depth	12.0 mm (0.5 in)
Flux Density	1.1 T

DESIGN

Surround Shape	Triple Roll
Cone Shape	Radial
Magnet Material	Ferrite
Spider	Double Silicone
Pole Design	T-Pole
Woofer Cone Treatment	TWP Waterproof Both Sides
Recommended Enclosure	114.0 dm ³ (4.03 ft ³)
Recommended Tuning	35 Hz

PARAMETERS⁴

Resonance Frequency	34 Hz
Re	3.7 Ω
Qes	0.28
Qms	5.73
Qts	0.27
Vas	129.6 dm ³ (4.58 ft ³)
Sd	855.0 cm ² (132.5 in ²)
η_o	1.74 %
Xmax	9.0 mm
Xvar	11.0 mm
Mms	173.0 g
Bl	22.13 Txm
Le	1.49 mH
EBP	121 Hz

MOUNTING AND SHIPPING INFO

Overall Diameter	393 mm (15.5 in)
Bolt Circle Diameter	374 mm (14.7 in)
Baffle Cutout Diameter	354.0 mm (13.9 in)
Depth	181 mm (7.1 in)
Flange and Gasket Thickness	16 mm (0.62 in)
Air Volume Occupied by Driver	5.4 dm ³ (0.19 ft ³)
Net Weight	12.3 kg (27.1 lb)
Shipping Units	1
Shipping Weight	13.6 kg (29.98 lb)
Shipping Box	425x425x224 mm (16.73x16.73x8.82 in)

SERVICE KIT

RCK15TBX1004

1. 2 hours test made with continuous pink noise signal within the range Fs-10Fs. Power calculated on rated nominal impedance. Loudspeaker in free air.
2. Power on Continuous Program is defined as 3 dB greater than the Nominal rating.
3. Applied RMS Voltage is set to 2V for 4 ohms Nominal Impedance.
4. Thiele-Small parameters are measured after a high level 20 Hz sine wave preconditioning test.