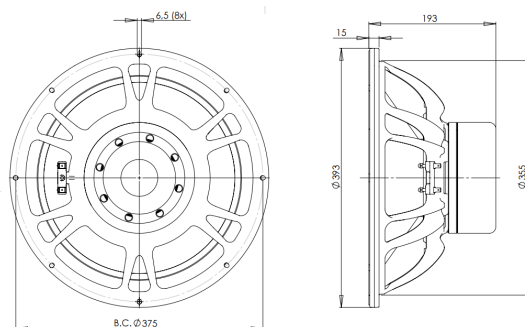


15SW115

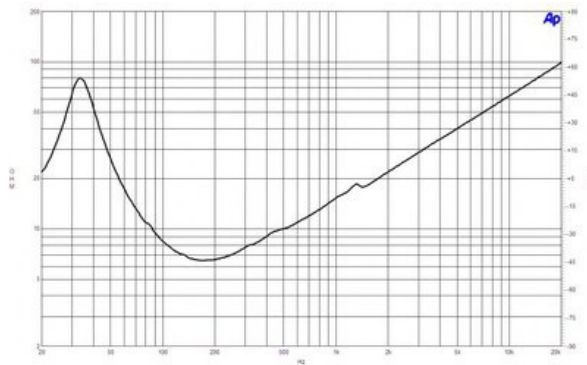
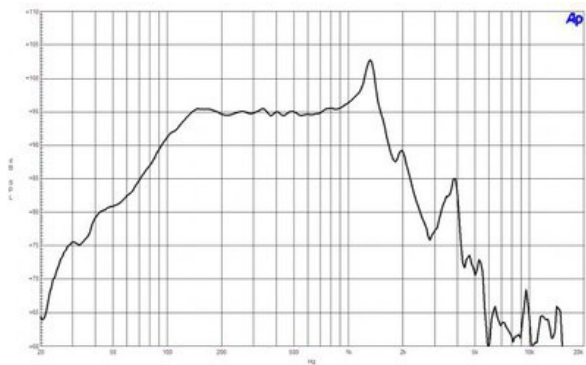
8Ω**LF Drivers** - 15.0 Inches

- 3400 W continuous program power capacity
- 116 mm (4.5 in) split winding copper voice coil
- 35 - 1500 Hz response
- 96 dB sensitivity
- Double silicone spider with optimized compliance
- 60 mm peak-to-peak excursion before damage
- Ventilated voice coil gap for reduced power compression
- Aluminium demodulating ring for very low distortion



15SW115

LF Drivers- 15.0 Inches



SPECIFICATIONS

Nominal Diameter	380 mm (15.0 in)
Nominal Impedance	8 Ω
Minimum Impedance	6.5 Ω
Nominal Power Handling ¹	1700 W
Continuous Power Handling ²	3400 W
Sensitivity ³	96.0 dB
Frequency Range	35 - 1500 Hz
Voice Coil Diameter	116 mm (4.5 in)
Winding Material	Copper
Former Material	Glass Fibre
Winding Depth	34.0 mm (1.33 in)
Magnetic Gap Depth	14.0 mm (0.55 in)
Flux Density	1.15 T

DESIGN

Surround Shape	Triple Roll
Cone Shape	Radial
Magnet Material	Neodymium Inside Slug
Spider	Double Silicone
Pole Design	T-Pole
Woofer Cone Treatment	TWP Waterproof Both Sides
Recommended Enclosure	90.0 dm ³ (3.2 ft ³)
Recommended Tuning	40 Hz

PARAMETERS⁴

Resonance Frequency	35 Hz
Re	5.2 Ω
Qes	0.25
Qms	4.4
Qts	0.24
Vas	110.0 dm ³ (3.9 ft ³)
Sd	855.0 cm ² (132.5 in ²)
η°	1.8 %
Xmax	13.5 mm
Xvar	13.0 mm
Mms	200.0 g
Bl	30.0 Txm
Le	1.8 mH
EBP	140 Hz

MOUNTING AND SHIPPING INFO

Overall Diameter	393 mm (15.5 in)
Bolt Circle Diameter	374 mm (16.7 in)
Baffle Cutout Diameter	353.0 mm (13.9 in)
Depth	193 mm (7.6 in)
Flange and Gasket Thickness	16 mm (0.63 in)
Air Volume Occupied by Driver	7.0 dm ³ (0.25 ft ³)
Net Weight	12.0 kg (26.4 lb)
Shipping Units	1
Shipping Weight	13.3 kg (29.32 lb)
Shipping Box	425x425x224 mm (16.73x16.73x8.82 in)

SERVICE KIT

RCK15SW1158

1. 2 hours test made with continuous pink noise signal within the range Fs-10Fs. Power calculated on rated nominal impedance. Loudspeaker in free air.
2. Power on Continuous Program is defined as 3 dB greater than the Nominal rating.
3. Applied RMS Voltage is set to 2.83 V for 8 ohms Nominal Impedance.
4. Thiele-Small parameters are measured after a high level 20 Hz sine wave preconditioning test.