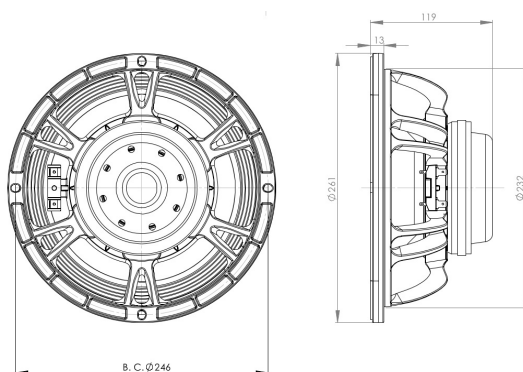


# 10NW76

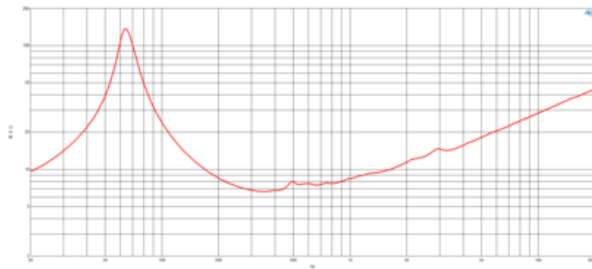
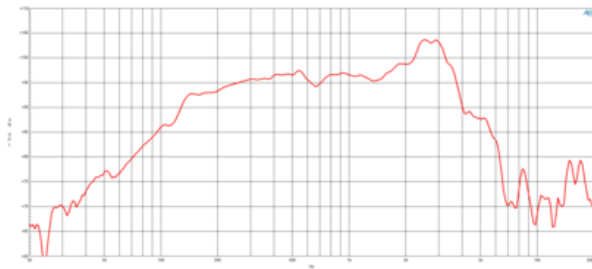
**8Ω****LF Drivers - 10.0 Inches**

- 800 W continuous program power capacity
- 76 mm (3 in) copper clad aluminum wire voice coil
- 65 - 3500 Hz response
- 96.3 dB sensitivity
- Neodymium magnet allows a very light yet powerful motor assembly
- Aluminium demodulating ring for very low distortion
- Ventilated voice coil gap for reduced power



# 10NW76

LF Drivers- 10.0 Inches



## SPECIFICATIONS

Nominal Diameter	250 mm (10.0 in)
Nominal Impedance	8 $\Omega$
Minimum Impedance	6.6 $\Omega$
Nominal Power Handling <sup>1</sup>	400 W
Continuous Power Handling <sup>2</sup>	800 W
Sensitivity <sup>3</sup>	96.3 dB
Frequency Range	65 - 3500 Hz
Voice Coil Diameter	76 mm (3.0 in)
Winding Material	CCAW
Former Material	Glass Fibre
Winding Depth	18.5 mm (0.73 in)
Magnetic Gap Depth	10.0 mm (0.39 in)
Flux Density	1.35 T

## DESIGN

Surround Shape	Triple Roll
Cone Shape	Curvilinear
Magnet Material	Neodymium Ring
Spider	Single
Pole Design	T-Pole
Woofer Cone Treatment	WP Waterproof Front Side
Recommended Enclosure	26.0 dm <sup>3</sup> (0.92 ft <sup>3</sup> )
Recommended Tuning	65 Hz

## PARAMETERS<sup>4</sup>

Resonance Frequency	67 Hz
Re	5.5 $\Omega$
Qes	0.27
Qms	7.8
Qts	0.26
Vas	17.6 dm <sup>3</sup> (0.62 ft <sup>3</sup> )
Sd	320.0 cm <sup>2</sup> (49.6 in <sup>2</sup> )
$\eta_o$	1.85 %
Xmax	6.8 mm
Xvar	7.0 mm
Mms	47.0 g
Bl	20.0 Txm
Le	0.38 mH
EBP	248 Hz

## MOUNTING AND SHIPPING INFO

Overall Diameter	261 mm (10.28 in)
Bolt Circle Diameter	246 mm (9.69 in)
Baffle Cutout Diameter	233.0 mm (9.17 in)
Depth	119 mm (4.69 in)
Flange and Gasket Thickness	13 mm (0.51 in)
Air Volume Occupied by Driver	1.5 dm <sup>3</sup> (0.05 ft <sup>3</sup> )
Net Weight	3.8 kg (8.38 lb)
Shipping Units	1
Shipping Weight	4.4 kg (9.7 lb)
Shipping Box	295x314x175 mm (11.61x12.36x6.89 in)

## SERVICE KIT

RCK10NW768
------------

1. 2 hours test made with continuous pink noise signal within the range Fs-10Fs. Power calculated on rated nominal impedance. Loudspeaker in free air.
2. Power on Continuous Program is defined as 3 dB greater than the Nominal rating.
3. Applied RMS Voltage is set to 2.83 V for 8 ohms Nominal Impedance.
4. Thiele-Small parameters are measured after a high level 20 Hz sine wave preconditioning test.