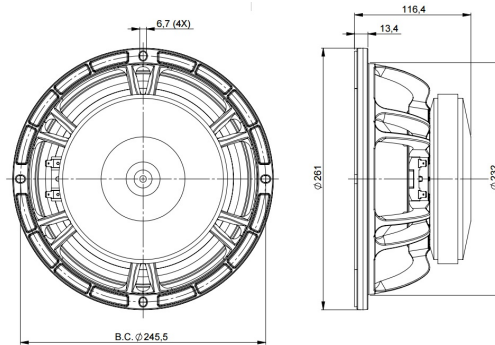


10FW64

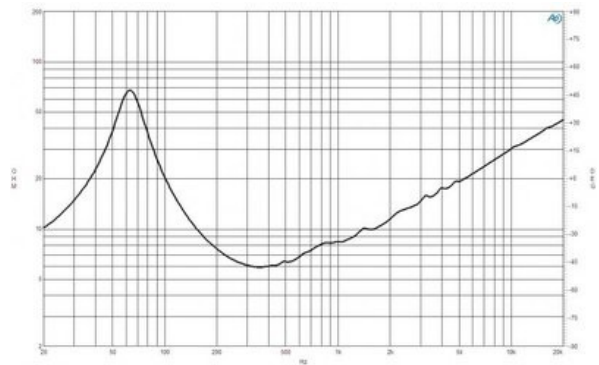
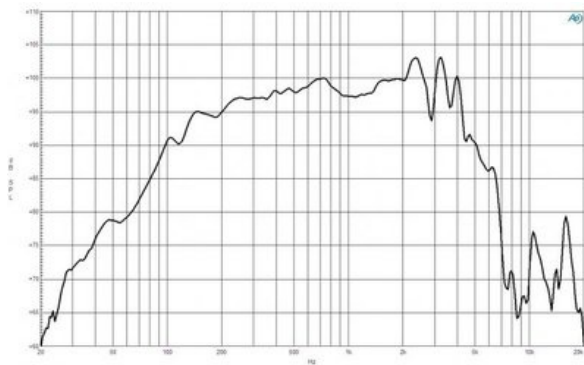
8Ω**LF Drivers - 10.0 Inches**

- 500 W continuous program power capacity
- 64 mm (2.5 in) aluminium voice coil
- 65 - 3000 Hz response
- 98 dB sensitivity



10FW64

LF Drivers- 10.0 Inches



SPECIFICATIONS

Nominal Diameter	250 mm (10.0 in)
Nominal Impedance	8 Ω
Minimum Impedance	6.4 Ω
Nominal Power Handling ¹	250 W
Continuous Power Handling ²	500 W
Sensitivity ³	98.0 dB
Frequency Range	65 - 3000 Hz
Voice Coil Diameter	64 mm (2.5 in)
Winding Material	Aluminium
Former Material	Glass Fibre
Winding Depth	14.0 mm (0.55 in)
Magnetic Gap Depth	8.0 mm (0.31 in)
Flux Density	1.25 T

DESIGN

Surround Shape	Double Roll
Cone Shape	Exponential
Magnet Material	Ferrite
Spider	Single
Pole Design	T-Pole
Woofer Cone Treatment	WP Waterproof Front Side
Recommended Enclosure	26.0 dm ³ (0.92 ft ³)
Recommended Tuning	62 Hz

PARAMETERS⁴

Resonance Frequency	63 Hz
Re	5.0 Ω
Qes	0.25
Qms	3.4
Qts	0.23
Vas	27.0 dm ³ (0.95 ft ³)
Sd	320.0 cm ² (50.0 in ²)
η _o	2.6 %
Xmax	5.0 mm
Xvar	5.5 mm
Mms	34.0 g
Bl	16.4 Txm
Le	0.9 mH
EBP	252 Hz

MOUNTING AND SHIPPING INFO

Overall Diameter	261 mm (10.3 in)
Bolt Circle Diameter	245 mm (9.6 in)
Baffle Cutout Diameter	230.0 mm (8.8 in)
Depth	116 mm (4.6 in)
Flange and Gasket Thickness	13 mm (0.5 in)
Air Volume Occupied by Driver	2.5 dm ³ (0.09 ft ³)
Net Weight	5.9 kg (13.0 lb)
Shipping Units	1
Shipping Weight	6.5 kg (14.3 lb)
Shipping Box	295x314x175 mm (11.61x12.36x6.89 in)

SERVICE KIT

RCK10FW648

1. 2 hours test made with continuous pink noise signal within the range Fs-10Fs. Power calculated on rated nominal impedance. Loudspeaker in free air.
2. Power on Continuous Program is defined as 3 dB greater than the Nominal rating.
3. Applied RMS Voltage is set to 2.83 V for 8 ohms Nominal Impedance.
4. Thiele-Small parameters are measured after a high level 20 Hz sine wave preconditioning test.